

IMPACT REPORT 2018

To the stakeholders of Lifewater International:

We entered 2018 with two distinct yet complementary pursuits: to scale up our program operations to reach and serve more people while also building our organizational capacity to ensure that the quality of our service wasn't compromised in the process. Together, we've accomplished just that.

SERVING MORE PEOPLE, BETTER

The Lifewater management team pushed hard to accomplish these goals and have results to show for their efforts! During 2018, Lifewater served more people than we ever have in our history as an organization. At the close of 2018, our teams were serving a total of **151,471 across more than 400 villages, an increase of 30% over the previous year!**

This growth was accomplished by opening a new program office in western Uganda and expanding the scope and size of existing programs in Cambodia and Ethiopia. We have found that established program offices can significantly increase the number of community members served by adding a few additional staff members to the team and extending the project cycle time by just a few months. This is now a standard practice for Lifewater field teams and will continue to drive our growth into 2019.

Lifewater completed 163 village and school water projects during 2018, slightly lower than our target, with teams catching up in Q1 2019. We are forecasting the completion of another 250 water projects in 2019. Our drilling and engineering teams are very busy.

BUILT TO LAST

Building our organizational capacity means we can sustain our growth without exhausting staff or taking short-cuts along the way. During this process, Lifewater's country offices were our main point of emphasis. Our Country Directors were in great need of support,

including accounting, human resources, and senior program managers to serve field teams.

At the close of 2018, after recruiting and promoting staff for a total of nine positions, all three Lifewater country offices were properly staffed and have fully operational country management teams. These teams not only ensure the quality and consistency of our programming, they also give us the ability to grow our programs within our existing countries of operation.

ENGINEERING QUALITY

At headquarters, we focused on building out our engineering department to handle the increased quantity of water projects under management. Each water project is uniquely designed for the geography and community in need of a safe water source. Doing so requires extensive planning, engineering design, and coordination between Lifewater headquarters and its field teams. We are pleased to now have a four-person engineering team. This ensures that the communities we serve have water projects that will last for generations.

CONTINUED ON PAGE 4 ►



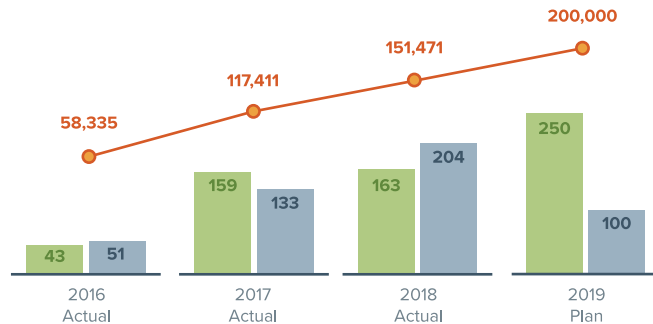
2018 Program Results

Please visit lifewater.org and select the “live results” tab to see real-time data updates.

TOTAL BENEFICIARIES & OUTPUTS

All program output and outcome data is based on the lagging twelve-month period between Jan '18 - Dec '18. All field data is captured locally and analyzed by head-quarter staff for accuracy, consistency, and trend analysis.

- Total Beneficiaries Served
- Water Projects Completed
- School Bathrooms Completed



COMMUNITY HEALTH



HEALTHY HOMES

Residents learn five life-changing healthy habits to help prevent waterborne illnesses.



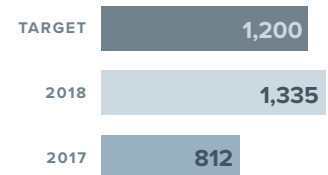
HEALTHY VILLAGES

Achievement of 100% Healthy Homes and construction of a safe water point.



COMMUNITY HEALTH WORKERS

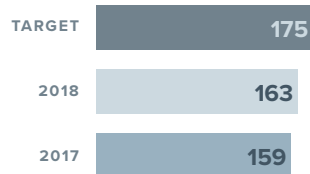
Trained leaders visit each home to teach healthier habits and collect data.



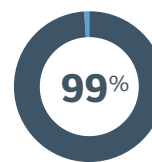

SAFE WATER ACCESS



TOTAL WATER PROJECTS COMPLETED



SCHOOL CHILDREN WITH SAFE WATER



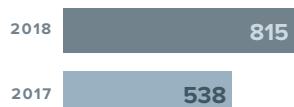
WATER SOURCE SUSTAINABILITY

Sustainability data is for projects completed from 2016 onward. 91% of water points were monitored during the period.

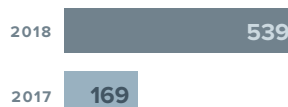
CHURCH MOBILIZATION



CHURCH LEADERS TRAINED



DISCOVERY BIBLE STUDIES STARTED



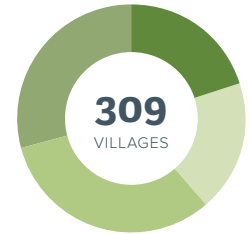
Church mobilization efforts are executed in partnership with EECMY and New Generations.

Looking Ahead in 2019

ETHIOPIA

COUNTRY OFFICE: AWASA

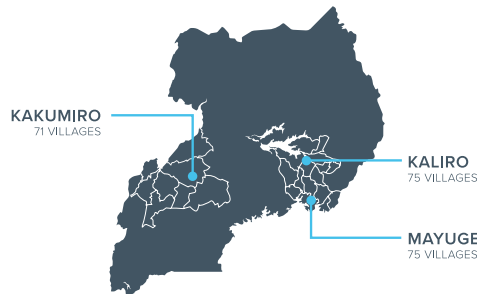
We are excited to announce that Lifewater will be opening a fourth program in Q2 2019. A program manager and WASH Engineer have been recruited and placed, and community assessment work has begun. The new Dodola program office will serve 25,000 people in its first project. Ethiopia remains the largest operational footprint at Lifewater.



UGANDA

COUNTRY OFFICE: KAMPALA

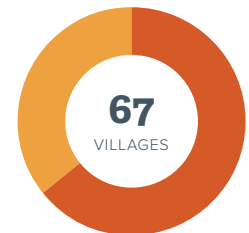
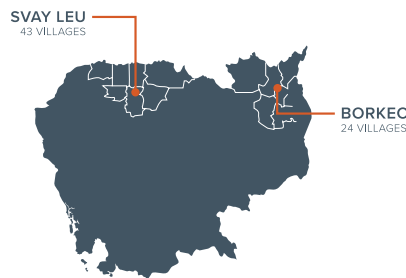
Lifewater plans to deploy our second drilling operation in Uganda during Q3 2019 to support the timely completion of boreholes (see prayer concerns, page 4). In Uganda, we also plan to pilot test a number of cost-effective initiatives in the coming year: a fee-based maintenance/sustainability program, a new church mobilization strategy, and solar-powered submersible water pumps for increased community water access.



CAMBODIA

COUNTRY OFFICE: SIEM REAP

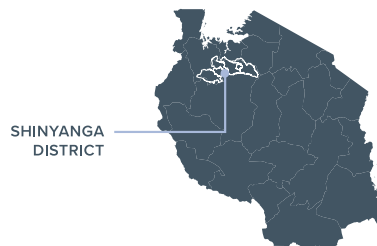
After a difficult transition year in 2018, we are looking forward to a very productive year for the teams in Cambodia. Lifewater staff are working closely with existing local churches to serve the most vulnerable children and families in the villages while overcoming ancestral patterns of belief and behavior that hinder positive change and health in the communities.



TANZANIA

COUNTRY OFFICE: MWANZA

With some of the lowest levels of safe water and sanitation coverage in east Africa, we are excited to announce that Lifewater is completing the formal registration process for the commencement of its Tanzania operations in Q2 2019 with plans to begin program work in the Shinyanga District in Q1 2020.



Letter from the President

(continued from cover)

LEVERAGING TECHNOLOGY TO PROVIDE MEANINGFUL INFORMATION TO DONORS

None of this work happens without the faithful and generous support of our donor community. Knowing this, we are always looking for cost-effective ways to provide donors with the information they need to ensure their gifts are really making a difference. In the fourth quarter of 2018, we launched an entirely new way for donors to follow specific village water projects through the stages of development. On lifewater.org, a donor can support a portion of a project, or sponsor an entire project and can then choose to receive updates as the project progresses. More than 40 projects were funded during the last quarter alone, and we are anticipating 200 more funded projects by the end of 2019.

REMAINING TRUE TO OUR CORE VALUES

2018 was a great year of accomplishment for Lifewater and the communities where we had the opportunity to serve. Perhaps what we are most proud of, however, is that we went about our work prayerfully, meeting every day as a staff to lean on Christ in thanks for times of great accomplishment and to share in our suffering through moments of deep trial and sadness. Praying and sharing the scriptures with one another reminds us that Christ is certainly for children and families who are vulnerable and in distress, that they may thirst no more.

Glad to serve with you,



Justin Narducci
PRESIDENT/CHIEF EXECUTIVE OFFICER

Prayer Concerns

WASH IN SCHOOLS: We have an enhanced WASH in Schools program launching this year that will better serve students, particularly young girls. Please pray for the effective rollout and adoption of this program.

REGISTRATION IN TANZANIA: Please pray for a favorable and timely outcome with the government.

IMPORT OF DRILLING EQUIPMENT INTO UGANDA: This process has been fraught with frustration and government bureaucracy. Please pray that God would help with this challenge.



Global Water & Sanitation Crisis: 2019 Update

Today, 841 million people woke up without basic access to safe water.

Almost one third of the globe, or 2.3 billion people, do not have basic sanitation, meaning they are defecating in open fields, forests, or in structures that do not meet fundamental health standards.

Together, **unsafe water** and the **inaccessibility of basic sanitation** are leading contributors to extreme poverty and diarrheal disease.

When people experience repeated bouts of diarrheal disease, they suffer malnutrition, which weakens the immune system and makes other diseases more likely.

Children are especially vulnerable, and in places like sub-Saharan Africa where the water and sanitation crisis is amplified, 1 in every 13 children dies before reaching his or her fifth birthday.

We believe the water crisis is solvable in our lifetime, and by working together, we can take one step closer to a world free from waterborne disease.

[READ THE FULL UPDATE ►](#)

For more stories and updates from the field, please visit lifewater.org/blog or [click here](#).

Financials

[Please click here to see the Lifewater 2018-2020 strategic plan.](#)

The overall financial position of Lifewater is strong moving into 2019. Giving remained robust during 2018, driven in large part by donors sponsoring specific projects via Lifewater's new online giving platform. Total expenditures were lower than budgeted, with the completion of approximately 15 water projects

shifting from 2018 to Q1 2019. Large capital expenditures are planned for 2019, including the establishment of a full-scale drilling operation in Uganda and the purchase of a number of field support vehicles and motorcycles to equip new program locations for continued growth.

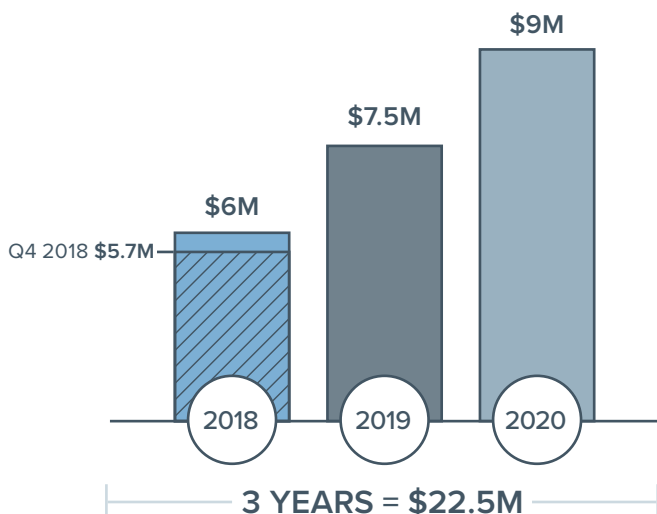
STATEMENT of ACTIVITIES (preliminary)

	2017	2018
REVENUE	\$5,360,217	\$5,729,975
EXPENSES	\$4,174,996	\$5,404,299
NET INCOME	\$1,185,221	\$325,676

STATEMENT of FINANCIAL POSITION (preliminary)

	as of 31 DEC '17	as of 31 DEC '18
ASSETS		
Cash and Equivalents	\$1,422,622	\$1,103,273
Pledges Receivable	\$665,498	\$1,242,333
Prepaid & Other	\$61,878	\$79,004
Current Assets	\$2,149,998	\$2,424,610
Fixed Assets (Net)	\$123,953	\$452,900
Long-Term Assets	\$169,911	\$83,217
Total Assets	\$2,443,862	\$2,960,727

TOTAL GIVING NEEDED OVER 3 YEARS



LIABILITIES

Accounts Payable	\$34,701	\$69,730
Accrued Expenses	\$46,082	\$132,730
Current Liabilities	\$80,783	\$202,460

EQUITY

Unrestricted	\$264,487	\$1,710,998
Temporarily Restricted	\$913,371	\$721,593
Net Income	\$1,185,221	\$325,676
Total Equity	\$2,363,079	\$2,758,267
Total Liabilities & Equity	\$2,443,862	\$2,960,727

Please note that all current financial information is preliminary until the completion of Lifewater's annual audit in March 2019.